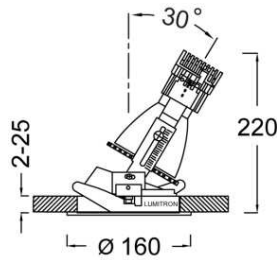


# LMDL - 146

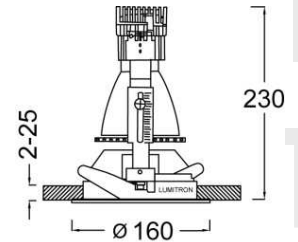
## Recessed Downlight

A range of aesthetically-pleasing design, recessed downlight, vertical lamp direction. Lumitron's LMDL-146 is suitable for CDM-T lamp 35-70W to provide sufficient light output where low to medium ceiling height installation is required. Ideal for commercial lighting applications, exhibition halls, exclusive residential projects, shopping arcades, hotels, condominiums, and etc.

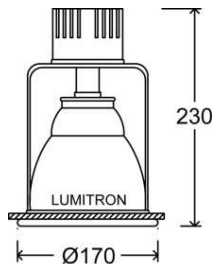
- Holder housing: die-cast aluminium.
- Trim: die-cast aluminium finish in white polyester powder coated. Other color available on request.
- Reflector: mirror anodized aluminium.
- Diffuser: heat resistant, tempered glass diffuser.
- Lampholders: G12 base
- Remote Control Gear.



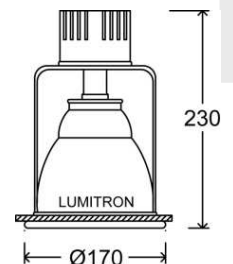
LMDL-146A Cut-out 145mm



LMDL-146B Cut-out 150mm



LMDL-146C Cut-out 160mm



LMDL-146D Cut-out 150mm

LUMITRON REF.	Lamp	Lumen	Beam Angle	Base
LMDL-146A LMDL-146B	CDM-T 35W	3,300	12°, 24°, 36°, 60°	G12
LMDL-146C LMDL-146D	CDM-T 70W	6,600	12°, 24°, 36°, 60°	G12
	CDM-T 150W	14,000	12°, 24°, 36°, 60°	G12

