

## Vista-1

### 50-150W Architectural Mini Floodlight – IP 65

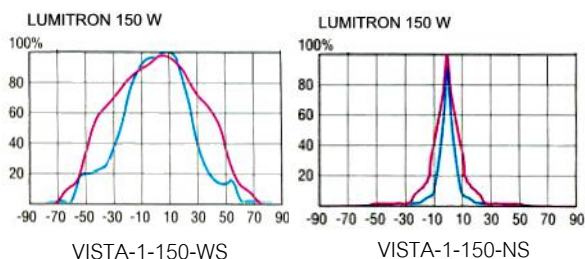
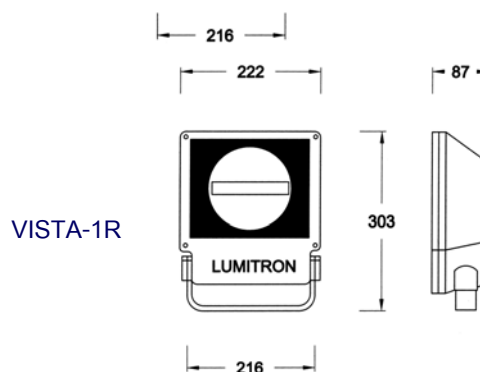
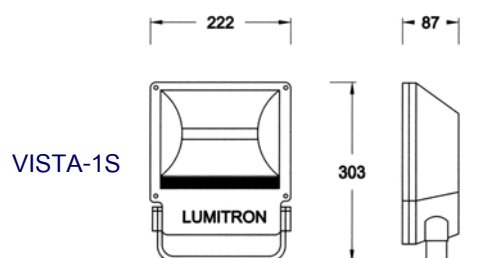
A versatile range of architectural mini floodlights, Lumitron's Vista-1, specifically designed for decorative city beautification. It provides elegant appearance, aesthetically ideal for prestigious projects. Ideal for high quality, professional solution for every kind of floodlighting applications such as historical and commercial building, facades, statues, billboards, and parking lots. Thanks to its very compact housing, high performance with narrow or wide beam optics.

#### Specifications

- Housing: corrosion resistant die cast aluminium alloy.
- Colour: UV resistant polyester powder coat, resistance to salt spray. Finish in Black RAL 9005, or silver aluminium color.
- Reflector: high purity anodized 99.85% aluminium reflector chemically brighten. Choices of beam pattern:
  - WS: Wide Symmetrical, square reflector
  - NS: Narrow Symmetrical, round reflector
- Lens Assembly: thermal shock resistant safety glass in aluminium frame, stainless steel screws, durable silicone rubber gasket.
- Full size front access door for ease of installation and quick maintenance.
- Control Gear: built-in type, accommodates ballast, ignitor, 5kV pulse lampholder VDE approved, and P.F. correction capacitors.
- Lumitron offers only anti-cycling ignitor, super-posed versions to avoid ballast failures during ends of lamp life.
- IP65 dust-tight and jet-proof. Conforming to EN60598-1, DIN, VDE, IEC598-2-3-1993 Class I Electrical.
- Installation/Mounting: pole mounting or wall mounting with u-shape bracket. Equipped with cable gland PG 11.

#### Accessories (add suffixes to Lumitron Ref.)

- BD-VT1: Barn door
- LV-VT1: Louver, glare shield
- HD-VT1: Hood
- CF: Colour filters: Blue, Red, Yellow, and Green



#### Ordering Information

Lumitron Ref.	Lamp Type	Lumen	Color Temp	Base	Remark
VISTA-1-300HAL	Halogen 300W	5,000	3,000K	R7s	Recheck lumen w/ lamp catalog.
VISTA-1-70HPS-DE	HPS-DE 70W	7,000	2,000K	RX7s	Add suffixes to Lumitron Ref. to obtain specific light distribution
VISTA-1-150HPS-DE	HPS-DE 150W	15,000	2,000K	RX7s	
VISTA-1-70MH-DE	MH-DE 70W	5,600	3,000-5,200K	RX7s	<input type="checkbox"/> -WS: Wide Symmetric
VISTA-1-150MH-DE	MH-DE 150W	12,500	3,000-5,200K	RX7s	<input type="checkbox"/> -NS: Narrow Symmetric