

LMRW - 3

150-400W Street Light Cobrahead - IP 55 / 65

A robust efficient range of high quality street lantern offering efficient lighting for safe and comfortable driving. Optimized optical system ensures precise light distribution and maximizes the efficiency. Lumitron's LMRW-3, is designed to accept wide range of discharge lamps. Ideal for major traffic roads, secondary roads, residential streets, storage areas, parking lots, and industrial zones.

Specifications

- Housing: corrosion resistant, die cast aluminium alloy.
- UV stabilized polyester powder coat finish in white, silver, black.
- Reflector: hydro-form anodized aluminium reflector.
- Diffuser: toughened glass. Optional light distribution:
 - Glass A: prismatic bowl, semi-cut off.
 - Glass B: curve glass, cut off.
 - Glass C: flate glass, cut off.
- Durable silicone rubber gasket.
- Lampholder: porcelain E27 or E40, 5 KV pulse rating.
- Adjustable front luminaire 0-90°.
- Hinge in front of the luminaire for an easy relamping.
- Control Gear: Lumitron fixtures are standard with P.F corrected system. Lumitron employs only super-imposed ignitor (where required) to avoid ballast failures during ends of lamp life.
- Mounting: both side entry, pipe diameter 62 mm and post entry, pipe diameter 62 mm.
- Protection level IP65 dust-tight and water-jetproof.
- Conforming to DIN, VDE, IEC Class I Electrical.



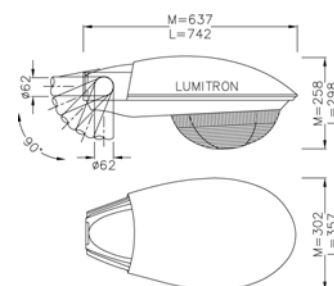
Glass A



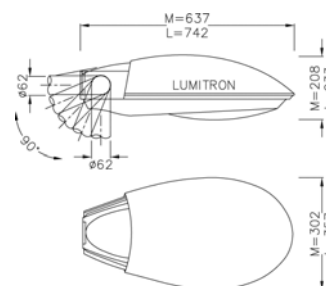
Glass B



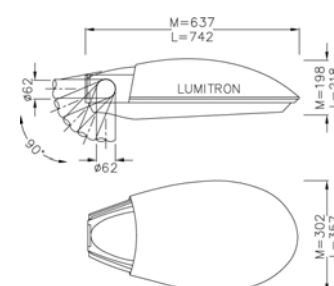
Glass C




Glass A



Glass B



Glass C



Ordering Information

Lumitron Ref.	Lamp Type	Lumens	CCT. (K)	Base	Remark
LMRW-3M LMRW-3L	MV 250W	13,000	4,000	E40	Recheck lumen with lamp catalog.
	HPS 150W	14,500	2,000	E40	
	HPS 250W	27,500	2,000	E40	Size Luminaire Option: <input type="checkbox"/> M: Medium size <input type="checkbox"/> L: Large size
	MH 150W	14,250	3,200-4,000	E27	
	MH 250W	20,000	4,000-6,000	E40	
LMRW-3L	MV 400W	22,500	4,000	E40	
	HPS 400W	50,000	2,000	E40	
	MH 400W	36,000	4,000-6,000	E40	