

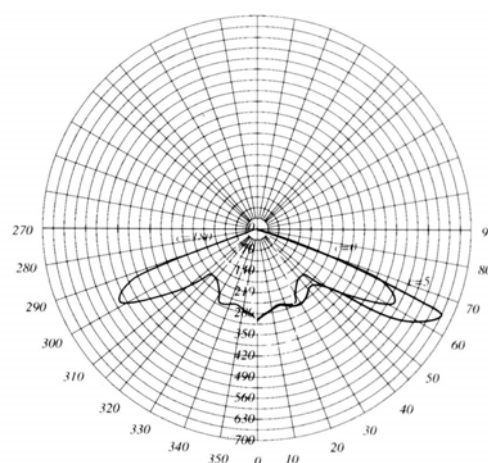
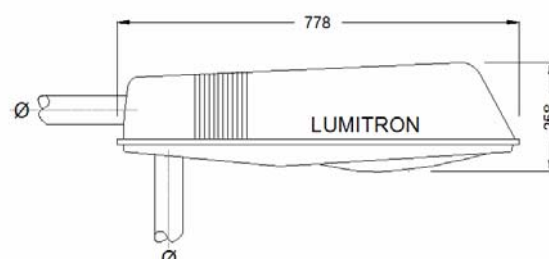

LMRW - 22

150-250W Street Light - IP 66

A robust efficient range of high quality street lantern offering efficient lighting for safe and comfortable driving. Optimized optical system ensures precise light distribution and maximizes the efficiency. Lumitron's LMRW-22, is designed to accept wide range of discharge lamps. Ideal for major traffic roads, secondary roads, residential streets, storage areas, parking lots, and industrial zones.

Specifications

- Housing: corrosion resistant, die cast aluminium alloy.
- UV stabilized polyester powder coat finish in White, Black, Silver.
- Reflector: hydro-form anodized aluminium reflector. Providing cut-off wide bi-symmetrical.
- Diffuser: heat resistant, toughened curve glass.
- Lampholder: porcelain E27 or E40, 5 KV pulse rating.
- Sealed with silicone rubber gasket.
- Adjustable front luminaire 0-15°.
- Hinge in front of the luminaire for an easy relamping.
- Control Gear: Lumitron fixtures are standard with P.F corrected system. Lumitron employs only super-imposed ignitor (where required) to avoid ballast failures during ends of lamp life.
- High voltage, heat-resistant cable employed where applicable.
- Mounting: post top entry and side entry.
- Protection level IP66 dust-tight and Downpour proof, Class II Electrical
- Standard and Conformities: DIN, VDE, IEC, EN-60598-2.



Ordering Information

Lumitron Ref.	Lamp Type	Lumens	CCT. (K)	Base	Remark
LMRW-22-250MV	MV 250W	13,000	4,000	E40	Recheck lumen with lamp catalog.
LMRW-22-150HPS	HPS 150W	14,500	2,000	E40	
LMRW-22-250HPS	HPS 250W	27,000	2,000	E40	
LMRW-22-400HPS	HPS 400W	48,000	2,000	E40	
LMRW-22-150MH	MH 150W	14,250	3,200-4,000	E27	
LMRW-22-250MH	MH 250W	20,000	4,000-6,000	E40	
LMRW-22-400MH	MH 400W	36,000	4,000-6,000	E40	